

# HONEYMOON

## BACKPACKERS

### DIY

# *Honeymoon E-Book*



HONEYMOONBACKPACKERS.COM



# HONEYMOON

## BACKPACKERS

*Monique + Dylan*



### **Hey, We're Dylan + Monique The Honeymoon Backpackers!**

We've just returned home from our 3-year honeymoon around the world!  
No. We don't come from a wealthy family. & No. we didn't win the lottery  
We worked our asses off, planned accordingly & got creative learning the best  
honeymoon travel hacks around.

Our extended honeymoon inspired us to share our knowledge & experiences with others like you.

You don't need a ton of money to have an incredible honeymoon,  
you just need to know how to make it happen & where to save money.

Follow our DIY Honeymoon E-book to turn your dream honeymoon into a reality!



# HONEYMOON

## BACKPACKERS

### *Honeymoon Dreams*

We've been dreaming of a destination honeymoon our entire lives! You've probably been dreaming too.

Chances are; already you've got it pictured in your head...

Imagine waking up in your private overwater bungalow in the exotic Maldives. You're looking out over the Indian Ocean. The water is a vibrant turquoise colour, with sugar white sand beaches dominating the landscape.

Delivered to your door is breakfast, consisting of fresh tropical fruits and coffee. You feed your lover in bed, one bite at a time; until your partner becomes more appetizing than the food itself. You've both managed to work up quite a sweat and cool off by going skinny-dipping from the privacy of your overwater bungalow.

You rub your eyes thinking, am I dreaming? Nope. This is reality. This is the honeymoon we've been dreaming of. This is OUR dream honeymoon.

There's no other way to describe the feeling, than utter magic.





# HONEYMOON

## BACKPACKERS

### DIY *Honeymoon Planning Guide*

There's nothing more romantic than honeymooning at the most incredible destinations in the world. Thankfully you don't need to fork out a ton of cash to afford the honeymoon of your dreams.

Forget travel agents, with their phony recommendations and inflated prices. Have a DIY honeymoon and plan it yourself. This way your honeymoon is tailored to suit YOU & your sexy new husband or wife to be.

You've probably got your dream honeymoon pictured in your head. We can help turn your dreams into a reality with our simple, step-by-step DIY honeymoon guide.

#### TABLE OF CONTENTS

Honeymoon Planning Overview

Page: 5

Step 1. *Time*

Page: 6 – 7

Step 2. *Season*

Page: 8 – 11

Step 3. *Destination*

Page: 11 – 14

Step 4. *Flights*

Page: 15 – 17

Step 5. *Budget*

Page: 18 – 23

**BONUS:** Honeymoon Budget Breakdown

Page: 24

**BONUS:** Honeymoon Planning Checklist

Page: 25

Custom Honeymoon Itineraries

Page: 26

Testimonials

Page: 27





# HONEYMOON

## BACKPACKERS

### DIY *Honeymoon Planning Guide*

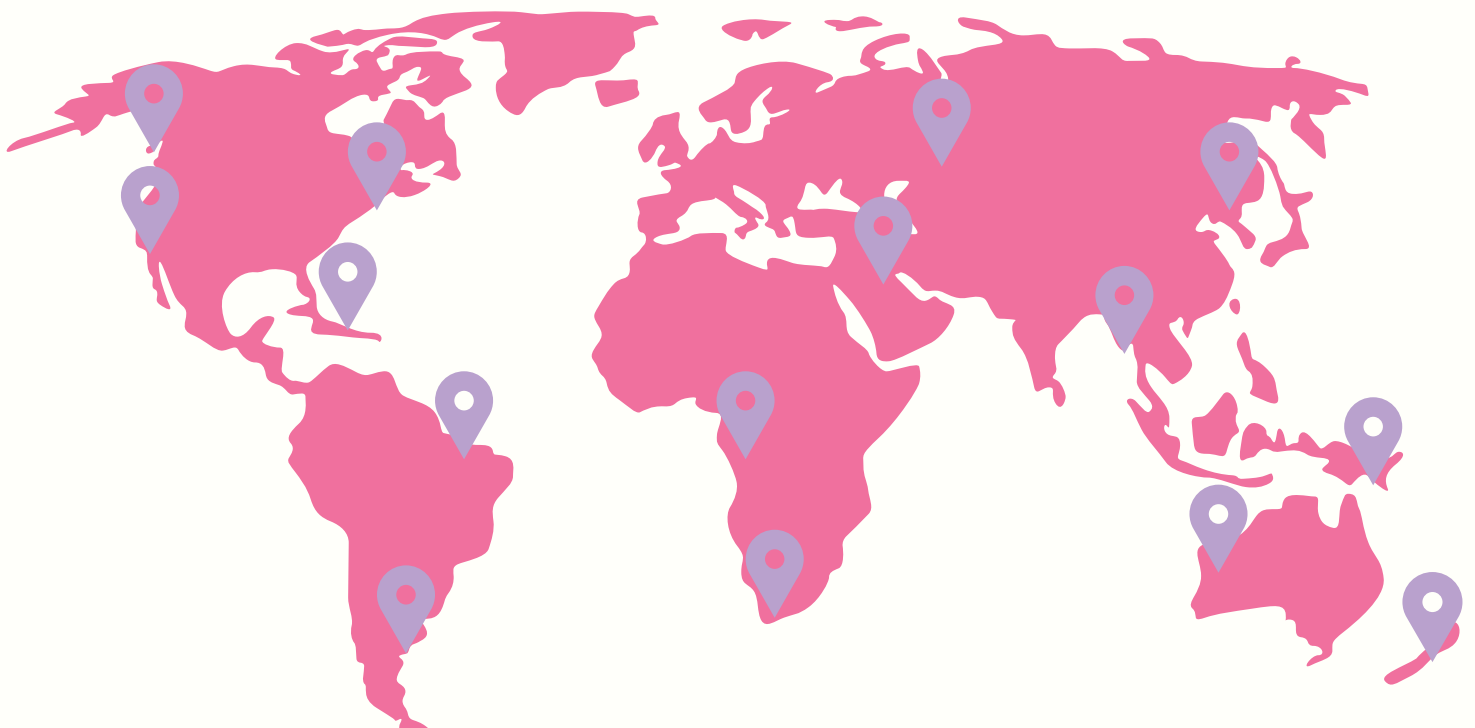
The thought of a DIY honeymoon can sound daunting. Don't let it stress you out.

If you've planned your own wedding, then a honeymoon is going to be a piece of cake. Not a piece of \$2000 wedding cake, more like a \$5 ready to go Coles chocolate mud cake.

Unless your rich AF, then lucky you. Looks like you have your cake and eat it too.

For us peasants who aren't rich and don't have mummy and daddy paying for our honeymoon, this is guide is for you!

We can help you plan your dream honeymoon while taking into consideration your budget, preference and ideal destination. Just follow our easy step-by-step DIY honeymoon guide!





# HONEYMOON

## BACKPACKERS

### DIY *Honeymoon Planning Guide*

#### STEP 1. Time

You know what they say, timing is everything. The wrong timing can make or break your honeymoon. Hear me out for a second...

So you've only got a two-week honeymoon, with exactly 14 days off of work. Lets straight away, minus 2 days. One day to pack and get to the airport, another to arrive home and deal with the jet lag.

You plan on visiting an exotic budget friendly destination like the Philippines. However you've taken the cheapest flights, with a stopover in Kuala Lumpur. So your 9-hour direct flight has now turned into a 19-hour flight including stopovers.

You arrive in Manila at 10pm, so there are no connecting flights to Palawan or Boracay. Now you're forced to stay a night in Manila and will finally arrive at honeymoon destination.  
3 days later...





# HONEYMOON


## BACKPACKERS

### DIY *Honeymoon Planning Guide*

So that's 3 days gone and that's only traveling one way! So out of the 14 days of holidays only 8 days are actually spent at your honeymoon destination. I could go on, but you get the point. Take into consideration your travel time.

We're not in any way encouraging you to honeymoon close to home. Explore, discover the world and visit somewhere exotic. You only honeymoon once, so do it right.

We spent an exuberant amount of time in transit for our honeymoon. Was it worth it? Hell yeah. There's no way we would have seen half the places, if we based our honeymoon around travel time.



So The point of this is to set realistic expectations. If you want 10 days at your dream destination, plan accordingly. Take extended time off work. Hell, you can even quit your job & embark on an 'endless honeymoon' like us. Whatever you decide to do or wherever you decide to go, just keep time in consideration.

What time of year is your wedding? Be aware that the northern and southern hemispheres typically have opposite seasons. Plan your honeymoon according to the time of year that you're travelling. Don't let it rain on your honeymoon parade.

Suss out the time of year or season that you're visiting and ensure that you have enough time on your honeymoon. Especially if you plan on visiting multiple destinations throughout your honeymoon travels.

Time flies when you're having fun. So leave enough time to relax, unwind and enjoy your dream honeymoon destination!



# HONEYMOON

## BACKPACKERS

### DIY *Honeymoon Planning Guide*

#### STEP 2. Season

Before you decide on your dream honeymoon destination, make sure you take into consideration what season you'll be travelling in. Typically couples plan their wedding date around the best season or time of year.

Lets be real, no one wants torrential weather on their wedding day. Couples want both their wedding and honeymoon to be absolutely perfect. You only get married and honeymoon once, so you may as well do it during the right season!

Majority of couples choose to honeymoon straight away after their wedding. Ultimately it's up to you! If you rather wait a few months until your bank account is looking a little healthier... No worries mate!

You'll just have more cash to blow on an epic honeymoon. So splurge, treat yourself and enjoy this precious time of your lives. Your wedding goes so quickly, so make sure you savour every bit of your honeymoon.







# HONEYMOON BACKPACKERS

## DIY *Honeymoon Planning Guide*

Many couples actually opt for a belated honeymoon due to financial reasons and work. I know our honeymoon funds took a HUGE hit following our wedding. We had a couple of big unexpected expenses, which unfortunately dug into our honeymoon funds. However, not everyone is in a position where they can afford a wedding and honeymoon in one go.

Surprisingly this could actually work in your favour! Without having a specific date or time frame, you're likely to get more bang for your buck. Travelling off peak is a great way to save money on your honeymoon. The prices are lower, the crowds are smaller and deals are better.

The only downfall travelling off peak is the weather. This time of year tends to be when it's typhoon, monsoon or wet season. If you travel between the high and low season, you can enjoy decent weather and reasonable prices.

Our wedding and honeymoon was right after peak season but before typhoon season. We found this cheeky little gap where the weather wasn't crazy and the prices were affordable. This enabled us to save on our wedding, transport and honeymoon hotels in the Philippines. Travel in the shoulder season to avoid the crowds and price gouging.





# HONEYMOON BACKPACKERS

## DIY *Honeymoon Planning Guide*

However, we weren't as fortunate as our honeymoon continued... We travelled Laos off peak, which happened to be monsoon season. All the beautiful blue waterfalls we saw in pictures, looked more like murky rapids. We got caught between two landslides for 10 hours and it rained probably 80% of the time. As Dylan likes to say, "everything is better wet".

To be honest, it was our own fault. We knew what we what season we were travelling and just totally disregarded the hectic weather & crossed our fingers. So learn from our mistake; avoid the landslides, monsoon weather and torrential rain.

On the flip side, there's peak season. Where the prices are higher, the crowds are bigger and the weather is better. If you want to honeymoon at the best time of the year, expect to pay a premium.

In all honesty bad weather can really dampen your honeymoon. Just pay the extra couple of bucks and enjoy a hassle free honeymoon. You're probably already stressed out enough having to planning a wedding, there's no need for any unnecessary stress.







# HONEYMOON

## BACKPACKERS

### DIY *Honeymoon Planning Guide*

Kick back, relax and enjoy your honeymoon in prime weather! Whether it's snow in the Rocky Mountains, sunshine in the Caribbean or whale shark season in the Philippines. Travelling during peak season ensures that you'll be enjoying the best weather possible on your dream honeymoon.

#### Monthly & Seasonal Honeymoon Destinations

- Where to honeymoon in January
- Best honeymoon destinations in February
- Romantic honeymoon spots in March
- Best April honeymoon destinations
- Where to honeymoon in May
- Incredible June honeymoon spots
- Best places to honeymoon in July
- Incredible August honeymoon spots
- September honeymoon destinations
- Epic October honeymoon destinations
- Best honeymoon destination in November
- Where to honeymoon in December

#### STEP 3. Destination

Are you dreaming of a tropical honeymoon by the beach? Or, perhaps you'd rather a winter wonderland honeymoon, sleeping in an igloo underneath the magical northern lights?





# HONEYMOON BACKPACKERS

## DIY *Honeymoon Planning Guide*

Some couples like us yearn for adventure on their honeymoon! We jumped out of plane at 18,000 ft. in Monterey California, abseiled down a 150m gushing waterfall in Dalat Vietnam, swam alongside mammoth whale sharks in the Philippines, snowboarded Whistler and the Rocky Mountains in Canada, rode the entire country of Vietnam on a motorbike and frolicked with bioluminescent plankton in the south of Myanmar.

No matter your preference, your dream honeymoon destination is out there! Check out our picks & favourite honeymoon destinations or, find your honeymoon spot based on the month you're travelling. We've got honeymoon recommendations for every month of the year and even European honeymoon destinations too! Our Pinterest also has an array of honeymoon inspo.

Once you're inspired make a list with your partner, of your top destinations that you both love! Keep in mind the duration of your honeymoon, the season that you're going and your budget.







# HONEYMOON BACKPACKERS

## DIY *Honeymoon Planning Guide*

To help narrow down your list, write pros & cons for each destination. Then look up return flights and do up a mock budget to determine if it's a good choice based on your desires and finances.

Check out our picks & favourite honeymoon destinations or, find your honeymoon spot based on the month you're travelling. We've got honeymoon recommendations for every month of the year and even European honeymoon destinations too! Our Pinterest also has an array of honeymoon inspo.

Once you're inspired make a list with your partner, of your top destinations that you both love! Keep in mind the duration of your honeymoon, the season that you're going and your budget.

To help narrow down your list, write pros & cons for each destination. Then look up return flights and do up a mock budget to determine if it's a good choice based on your desires and finances.





# HONEYMOON BACKPACKERS

## DIY *Honeymoon Planning Guide*

Don't choose a destination that is completely out of your budget! We always opt to visit affordable countries, especially in South East Asia. It enables us to ball out, splurge and enjoy our time without blowing our honeymoon budget. The last thing you want on your honeymoon is being stingy or super tight with your cash money.

### Honeymoon Destinations By Region

Asia

Oceania

Europe

North America

South & Central America

Caribbean

Africa

United Kingdom

Middle East

Looking for the best honeymoon destinations of 2018? Check out our personal favourite honeymoon destinations & romantic European honeymoon spots.







# HONEYMOON

## BACKPACKERS

### DIY *Honeymoon Planning Guide*

#### STEP 4. Flights

When and where you're flying is something that you should consider well before choosing a honeymoon destination. Don't blow half of your honeymoon budget paying for expensive as flights halfway across the world, just for one week. Be smart and travel savvy.

You can find awesome deals on flights, if you know a few tricks of the trade...

We flew from Sydney, Australia to Manila, Philippines for just \$200 AUD each. So pretty much the same price as one night in a fancy hotel in Sydney.

How? We signed up for newsletters, keeping an eye out for cheap flights! Luckily a new airline jumped on the scene offering ridiculously cheap flights. As we had a destination wedding, this meant that our guests were able to snag this bargain too.





# HONEYMOON BACKPACKERS

## DIY *Honeymoon Planning Guide*

Thanks to the epic flight deals and affordable wedding/honeymoon destination, 65 friends and family flew halfway across the world to come to our wedding. We got married in May 2016 on the Island of Boracay in the Philippines. It was a dream come true marrying my best friend, barefoot on the beach as the sunset over the horizon. If we weren't on top of these flight deals, there's no way we would have had that many people come. So cheers cheap flights, you've done us well.

There's an array of websites promoting cheap flights and airline sales, however they can vary depending on your home country. Aussies or couples wanting to honeymoon in Australia should check out I Know The Pilot. Other sites like Secret Flying, Airfare Watch Dog and The Flight Deal covers destinations all around the globe.

Sign up for their newsletters and check the weekly deals! Perhaps a certain destination will tickle your fancy, or you'll be able to snag cheap flights to your dream destination. Monitor the deals to make the most of flash sales, mistake fares and special limited time offers.

Life is too short to pay full price for flights!







# HONEYMOON BACKPACKERS

## DIY *Honeymoon Planning Guide*

Whenever you're researching flights online, make sure your browser is incognito and your cookies aren't being tracked. Continually searching for flights without a private browser can push up the price of flights. We learnt this the hard way a few years back. Learn from our mistake & go incognito whenever you're searching for flights.

Booking your flights in advance can save you big time! The best time to purchase a flight is 60 - 90 days in advance. However, you can always snag a great deal when you pre-book ahead of time.

I'm sure you have better things to spend extra money on than flights. Save on your honeymoon transport by keeping an eye out for deals and booking ahead of time!

Whenever you're researching flights online, make sure your browser is incognito and your cookies aren't being tracked. Continually searching for flights without a private browser can push up the price of flights. We learnt this the hard way a few years back. Learn from our mistake & go incognito whenever you're searching for flights.

Booking your flights in advance can save you big time! The best time to purchase a flight is 60 - 90 days in advance. However, you can always snag a great deal when you pre-book ahead of time.

I'm sure you have better things to spend extra money on than flights. Save on your honeymoon transport by keeping an eye out for deals and booking ahead of time!





# HONEYMOON BACKPACKERS

## DIY *Honeymoon Planning Guide*

### STEP 5. Budget

You've just dropped thousands on a wedding, so what's left over for the honeymoon? Have you put money aside for your honeymoon, or are you relying on the wishing well funds from the wedding?

Some couples ball out on a wedding yet, sting out on the honeymoon and vice versa. Others opt for a simple wedding and extravagant honeymoon! \*insert taco girl voice "Why not have both". You can have both, if you budget and plan accordingly.

Setting a budget for your honeymoon is a necessity! It'll determine where you're going, staying, eating and partying. This ensures you'll have an epic, stress-free honeymoon that's also affordable and within your budget.

After saving your ass off for god knows how long, the last thing you want is to end up in debt after your wedding and honeymoon. You don't need to beg the bank to afford an incredible honeymoon, you just need to budget, save and plan accordingly.





# HONEYMOON BACKPACKERS

## DIY *Honeymoon Planning Guide*

We recommend having a destination wedding aboard, in the country that you're planning to honeymoon in. Choosing to have our wedding aboard was for sure the best decision for us. It saved us so much money and enabled us to have a lavish wedding at an affordable price point.

As we got married aboard, this meant that we were already at our first honeymoon destination! So we were able to begin our honeymoon right after the wedding without having to deal with a long ass flight halfway across the world.

### Budget Breakdown

First things first, you need to figure out how long your honeymoon is going to be. Are you on a quick 2-week honeymoon or a long three-year honeymoon like us? The length of your travels will determine your daily honeymoon budget.







# HONEYMOON

## BACKPACKERS


### DIY *Honeymoon Planning Guide*

Next, research flights to get an estimate or wait for a sweet airline sale. We recommend sussing out how much flights are to each of your fav honeymoon destinations. That way you have an idea of how much flights are, so when a sale comes around you know that you're getting a sick deal.

Your best bet is to create an excel spreadsheet and input all this data, like your flights and trip duration. Set out your spreadsheet on a day-to-day basis and work out your budget for food, drinks, transport, activities and accommodation.

This is just a rough budget, however it will give you a better idea of what you're able to spend on your honeymoon. Couples who want to party would have a big budget for food and alcohol, whereas others might be keen for activities will plan ahead to fit everything in and budget accordingly.

Here you will realize where your honeymoon priorities lie and what is important to you and your partner! Perhaps you can't afford to spend \$10,000 on your own private island for a week... Don't worry, neither can we. On the bright side you might be able to afford an epic Airbnb on the beach right near that private island. Click this link to save \$50 on your first stay with Airbnb







# HONEYMOON

## BACKPACKERS

### DIY *Honeymoon Planning Guide*

Perhaps you'd rather save on accommodation and splurge on dinner reservations? Or, save on transportation and blow out partying or on tours? We're big fans of the saying 'Treat yo self'. You'll know when and where to splurge and spend your money on. It really just depends on your personal preference.

If the price tag of your dream honeymoon is over budget, brainstorm ways to save money with your partner. Make your own coffee in the morning, rather than spending \$6 on a soy vanilla latte from the café down the road.

Opt to be the designated driver and get money from your friends for driving their drunk ass around. Hell I'd even learn the in's and out's of frequent flier and reward point schemes.

If you want a stress-free honeymoon you'll have to plan accordingly and stick to your budget. Of course leave some play money to splurge on whatever, it's just so much better not having to worry about money the whole while you're on vacation.





# HONEYMOON

## BACKPACKERS

### DIY *Honeymoon Planning Guide*

Perhaps you'd rather save on accommodation and splurge on dinner reservations? Or, save on transportation and blow out partying or on tours? We're big fans of the saying 'Treat yo self'. You'll know when and where to splurge and spend your money on. It really just depends on your personal preference.

If the price tag of your dream honeymoon is over budget, brainstorm ways to save money with your partner. Make your own coffee in the morning, rather than spending \$6 on a soy vanilla latte from the café down the road.

Opt to be the designated driver and get money from your friends for driving their drunk ass around. Hell I'd even learn the in's and out's of frequent flier and reward point schemes.

If you want a stress-free honeymoon you'll have to plan accordingly and stick to your budget. Of course leave some play money to splurge on whatever, it's just so much better not having to worry about money the whole while you're on vacation.







# HONEYMOON

## BACKPACKERS

# DIY *Honeymoon Planning Guide*

## Budget Honeymoon Destinations

Are you looking for the best budget friendly honeymoon destination?  
Here our top budget honeymoon favs:

### Beach Destinations


- Palawan, Philippines
- Koh Rong Samloem, Cambodia
- Bali, Indonesia
- Florida, USA
- North Shore, Oahu, Hawaii
- Central Coast NSW, Australia
- Koh Chang, Thailand
- Tulum, Mexico

### Nature Destinations

- Bagan, Myanmar
- Sumatra, Indonesia
- Salt Spring Island, Canada
- Vang Vieng, Laos
- Pai, Thailand
- Yosemite, California USA
- Cat Ba Island, Vietnam
- Tongariro, New Zealand

### Adventurous Destinations

- Dalat, Vietnam
- Monterey, California USA
- Queenstown, New Zealand
- Utila, Honduras
- Leon, Nicaragua
- Rocky Mountains, Canada
- Monteverde, Costa Rica
- Donsol, Philippines





# HONEYMOON

## BACKPACKERS

### *Honeymoon Budget Breakdown*

#### Travel Preparation

|                           |    |
|---------------------------|----|
| Passports                 | \$ |
| Vaccinations              | \$ |
| House / Pet Sitter        | \$ |
| Weather Specific Clothing | \$ |
| Luggage                   | \$ |

#### Travel Expenses

|                      |    |
|----------------------|----|
| Airfare              | \$ |
| Taxi                 | \$ |
| Bus                  | \$ |
| Train                | \$ |
| Rental Car / Scooter | \$ |
| Petrol / Gas         | \$ |
| Ferry                | \$ |

**Sub Total \$**

**Grand Total \$**

#### Daily Necessities

|                               |    |
|-------------------------------|----|
| Hotel ( X number of days)     | \$ |
| Breakfast ( X number of days) | \$ |
| Lunch ( X number of days)     | \$ |
| Dinner ( X number of days)    | \$ |
| Drinks ( X number of days)    | \$ |

#### Honeymoon Entertainment

|                  |    |
|------------------|----|
| Equipment Rental | \$ |
| Tours            | \$ |
| Entrance Fees    | \$ |
| Shows            | \$ |
| Sports           | \$ |
| Shopping         | \$ |
| Tips             | \$ |

**Sub Total \$**







# HONEYMOON

## BACKPACKERS

### *Honeymoon Packing Checklist*

#### **Clothing**

Shirts / Tops  
Shorts / Skirts  
Jeans / Pants  
Dresses (for her)  
2 bathing suits  
Socks  
Underwear  
Bras (for her)  
Light jacket  
Rain jacket  
Pair thongs or sandals  
Pair runners  
Sunglasses  
Hat  
Button up shirt (for him)  
Dress pants (for him)  
Dress shoes (for him)  
Nice dress (for her)  
Cute outfit combo (for her)  
Dressy shoes (for her)  
Jewellery (for her)

#### **Romantic Extras**

Lingerie  
Couples sex toys  
Massage oil / Candles  
Honeymoon tunes playlist  
Condoms

#### **Toiletries**

Toothbrush  
Toothpaste  
Mouthwash  
Deodorant  
Shampoo  
Conditioner  
Face wash  
Makeup wipes  
Moisturiser  
Feminine products  
Medication  
Perfume  
Hairspray / Gel  
Brush / Comb  
Razor  
Shaving cream  
Makeup Bag  
Aloe Vera Gel

#### **Security**

Luggage travel lock  
Money belt  
Emergency contact info

#### **Miscellaneous**

Beach towels  
Insect repellent  
Suncream  
Small flashlight

#### **Entertainment**

Pack of cards / UNO  
Books  
Travel journal

#### **Travel Documents**

Passports  
Pen  
Visa (if necessary)  
Travel insurance  
Cash - local currency  
Cash - home country  
Debit & credit cards  
Flight & hotel bookings  
Travel document photocopies

#### **Technology**

Phone + charger  
Overseas adapter  
Laptop / iPad + charger  
Headphones x 2  
Headphone splitter  
Bluetooth speaker  
Camera / GoPro + charger  
Memory cards  
Tripod  
Camera accessories



# HONEYMOON BACKPACKERS

## *Custom Honeymoon Itinerary*

Want to have the honeymoon of a lifetime but, have no time to organise it yourself? Maybe you've never travelled before? Get someone with first hand knowledge and experience to plan your travels for you! Or, perhaps you just don't want the added stress and hassle of planning your own honeymoon?

Keep calm & contact us for a FREE honeymoon consultation.

We help couples just like you plan their dream honeymoon! How? By listening to what you envision your perfect honeymoon to be. We suggest destinations, tours, hotels and resorts that meets your budget and helps to bring your honeymoon dream to a reality!

Honeymoon Backpackers curates personalised and customisable honeymoon itineraries. Whether you're on a week long honeymoon by the beach or month long honeymoon off the grid amongst nature, we've got you covered!

Unlike other travel agents, we have actually been to most destinations and can first hand recommend many unique and off the beaten path travel experiences. Get in contact to discuss your personalised honeymoon itinerary

[monique@honeymoonbackpackers.com](mailto:monique@honeymoonbackpackers.com)





# HONEYMOON BACKPACKERS

## Client Testimonials

*Dylan and Monique from the Honeymoon Backpackers planned the itinerary for our Phillipines Honeymoon. We always knew this is where we wanted to go and all the insight that HB offered to us was absolutely incredible.*

*They planned every step of the tour, from flights to the region of Palawan, transport between the islands including Bus, Ferry and Plane were all booked.*

*All our tours were booked through HB, these were magical and so beautiful. All the places we visited were immaculate. HB provided constant support and contact throughout our planning process and the trip itself.*

*We felt very comfortable knowing that any problems or questions we had, HB would help us out with any information they could.*

*We had an incredible time that we will never forget and couldn't be more thankful to dyl and moni for all their help, love and support they put in to ensure our honeymoon was perfect.*

**- Reece & Jade**

*Monique from Honeymoon Backpackers planned our honeymoon to New Zealand. We can't thank you enough, we both had an incredible time.*

*We were very impressed with the attention to detail in her itinerary she planned. We like that everything was planned for us, from the second we get on the plane in India to when we arrive home.*

*It was really relaxing, not having to worry or organize anything. Thank you for an unforgettable honeymoon!*

**- Kunal & Zarna**



[www.honeymoonbackpackers.com](http://www.honeymoonbackpackers.com)



# HONEYMOON

## BACKPACKERS

### THANK YOU FOR READING!

We appreciate you downloading & reading our very first e-book. We hope you found the information valuable and that it inspired you to travel or help to plan your dream honeymoon.

Stay up to date by following us on social media with Facebook, Instagram, Pinterest and Youtube.

If you have any questions, suggestions or advice please don't be shy and get in contact.

Written by: Monique MacPhail  
[www.honeymoonbackpackers.com](http://www.honeymoonbackpackers.com)  
For inquiries please email  
[monique@honeymoonbackpackers.com](mailto:monique@honeymoonbackpackers.com)

